



DAGGETT COMMUNITY SERVICES DISTRICT

COMMUNITY ACCOUNTABILITY AND ENGAGEMENT PLAN

DAGGETT, CA

MARCH 2026

PREPARED FOR:

**Daggett Community Services District
33703 2nd St, Daggett, CA 92327**

PREPARED BY:

**Provost & Pritchard Consulting Group
455 W. Fir Avenue, Clovis, CA 93611**

**PROVOST &
PRITCHARD**

COPYRIGHT 2026 BY PROVOST & PRITCHARD CONSULTING GROUP ALL RIGHTS RESERVED

Provost & Pritchard Consulting Group expressly reserves its common law copyright and other applicable property rights to this document. This document is not to be reproduced, changed, or copied in any form or manner whatsoever, nor are they to be assigned to a third party without first obtaining the written permission and consent of Provost & Pritchard Consulting Group. In the event of unauthorized reuse of the information contained herein by a third party, the third party shall hold the firm of Provost & Pritchard Consulting Group harmless, and shall bear the cost of Provost & Pritchard Consulting Group's legal fees associated with defending and enforcing these rights.

**Report Prepared for:
Daggett Community Services District**

33703 2nd St, Daggett, CA 92327

Contact:

State Water Resources Control Board | SAFER Program
Elvira Reyes
Water Resource Control Engineer, Southern Engagement Unit
2375 Northside Dr., Suite 100, San Diego CA 92108
DDW-Administrator@waterboards.ca.gov

Completed by:

Provost & Pritchard Consulting Group
Amanda De Anda
Kristen Bitsberger
Hamish Kellam

Contact:

Provost & Pritchard Consulting Group
Hamish Kellam
(559) 449-2700, hkellam@ppeng.com
455 W. Fir Ave., Clovis, CA 93611

Approved by: State Water Board | March 13, 2026

TABLE OF CONTENTS

Executive Summary	1
1 Introduction	1-1
2 Daggett Community Services District	2-1
2.1 Water System Deficiencies.....	2-1
2.2 Community Profile	2-3
3 Community Engagement and Communications	3-1
3.1 Public Meetings	3-1
3.1.1 Regular Public Meetings.....	3-1
3.1.2 Additional Public Meetings	3-1
3.2 Public Meeting Logistics.....	3-1
3.3 Recommendations	3-2
3.3.1 Pre-Meeting Recommendations	3-2
3.3.2 Post-Meeting Recommendations.....	3-2
3.4 Communication Strategies.....	3-2
3.5 Accountability	3-5
3.5.1 Respond To and Incorporate Community Input.....	3-5
3.5.2 Public Access to Records.....	3-5
3.5.3 SWRCB Process to Submit Complaints and Petitions	3-5

LIST OF FIGURES

Figure 2-1 – Daggett CSD Service Area Boundaries..... 2-2

LIST OF TABLES

Table 2-1 - Water System Deficiencies..... 2-1
Table 2-2 - Daggett EJSscreen Sample..... 2-3
Table 3-1 - Community Accountability and Engagement Plan Timeline..... 3-4

APPENDICES

- Appendix A – Sample Meeting Notification
- Appendix B – Sample Meeting Agenda
- Appendix C – Sample Water Bill Insert
- Appendix D – Sample Meeting Notice Mailer
- Appendix E – EJSscreen Community Report

ABBREVIATIONS

DCSD	Daggett Community Services District
DDW	Division of Drinking Water
DEHS	Division of Environmental Health Services
EPA	Environmental Protection Agency
LPA	Local Primacy Agency
MCL	Maximum Contaminant Level
OPP	Office of Public Participation
P&P	Provost & Pritchard Consulting Group
pCi/L	Picocuries per Liter
PFAS	Per- and Poly- fluoroalkyl Substances
PFBS	Perfluorobutanesulfonic Acid
PFHxS	Perfluorohexanesulfonic Acid
PFOS	Perfluorooctanesulfonic Acid
PFOA	Perfluorooctanoic Acid
Plan	Community Accountability and Engagement Plan
SAFER	Safe and Affordable Funding for Equity and Resilience
SWRCB	State Water Resources Control Board

EXECUTIVE SUMMARY

This Community Accountability and Engagement Plan (Plan) was prepared by Provost & Pritchard Consulting Group (P&P), the current limited-scope Administrator for Daggett Community Services District (Daggett CSD or DCSD), located at 33703 2nd St, Daggett, CA 92327.

This Plan provides a framework for the appointed Administrator to engage meaningfully with the community served by the Daggett CSD.

As the limited-scope Administrator, P&P is responsible to act in the best interests of the Daggett CSD and the community it serves, including ratepayers, renters, and property owners. As part of carrying out its responsibility, P&P will ensure transparent, accurate, and timely communications regarding plans, actions, and priorities to bring the community water system into compliance. In addition to developing and distributing meaningful communications to the community, the purpose of this plan is to outline how P&P will provide regularly occurring opportunities for community members to provide input and feedback.

The main means of communication on a regular basis will be:

- Website posting on <https://www.daggettcsd.org/administrator-program> including but not limited to emergency drinking water notices, meeting notices, and resources.
- Direct mail to water customers, including billing inserts, quarterly notices (Q Notices), and newsletters as needed.
- Door-to-door notices during emergencies as needed.
- Emails and texts to community members providing project updates and other key information as needed.
- In-person at the Daggett CSD office located at 33703 2nd St., Daggett, CA.
- Community members can ask questions or provide comments by mail to Provost & Pritchard Consulting Group c/o Hamish Kellam, 455 W. Fir Ave., Clovis, CA 93611, by phone Monday – Friday during business hours between 8:00 AM and 5:00 PM at (559) 449-2700, or by email at daggettwater@ppeng.com.

The Administrator will be reviewing questions and comments:

- Submitted by community members via mail, phone, email, and in-person at Community Engagement Meetings and will make reasonable efforts to respond within two weeks after receipt.
- Community Engagement Meetings will include a designated time for public comment and Q&A with P&P. P&P will field and respond to questions at the meeting or will make reasonable effort to follow up within two weeks if additional information is needed to respond.

The Community Accountability and Engagement Plan will include:

- Quarterly Community Engagement Meetings held at the Daggett CSD office (33703 2nd St., Daggett, CA) or another locally accessible venue. The first meeting occurred on January 14, 2026.

- Meeting notices and outreach provided through direct mail (including bill inserts), website postings, and a community email distribution list. P&P will make reasonable efforts to provide at least 10 days' notice using one or more of these methods.
- Ongoing feedback opportunities for community members via mail, phone, email, and in-person at Community Engagement Meetings. P&P will be available to address questions and concerns on an ongoing basis.
- Project webpage hosted as a subpage on the Daggett CSD website to house public information, including meeting details, outreach materials, past meeting resources, and contact information: www.daggettcsd.org/administrator-program
- Project handout summarizing key project information and background for community members.

SAFER DRINKING WATER PROGRAM

Roles and Responsibilities - Administrator

All actions taken by an Administrator shall be in the best interests of the community served and are intended to ensure the designated water system has adequate technical, managerial, and financial capacity to deliver an adequate supply of affordable, safe drinking water so that the services of the Administrator are no longer necessary.

The specific limited-scope and full-scope Administrator responsibilities are detailed in the Administrator Policy Handbook Section X: Obligations of Administrators. For a copy of this handbook, please contact DDW-Administrator@Waterboards.ca.gov.

Section VII defines a "limited-scope administrator" as an administrator who is not appointed and/or authorized to exercise total and complete managerial control over all aspects of the designated water system, but rather is appointed for the specific purposes and only with the authorities granted in the appointing order. P&P will be acting as a limited-scope administrator to Daggett CSD. Engagement activities described herein are limited to the authorities granted under the limited-scope Administrator Order and are intended to support, not replace, Daggett CSD governance or decision-making.

Roles and Responsibilities – Daggett Community Services District

Daggett CSD will continue providing water service to approximately 795 people through 184 residential and 12 commercial connections and will continue managing customer billing. Daggett CSD requires limited-scope Administrator support for day-to-day operations, regulatory compliance, and public engagement.

Roles and Responsibilities – State Water Resources Control Board

The Safe and Affordable Funding for Equity and Resilience (SAFER) Program is a set of tools, funding sources, and regulatory authorities designed to ensure Californians who currently lack safe and affordable drinking water receive it as quickly as possible.

Through its Division of Drinking Water (DDW), the State Water Resources Control Board (SWRCB) is responsible for enforcing federal and state drinking water statutes and regulating over 7,400 public water systems.

Through its Office of Public Engagement, Equity and Tribal Affairs, the SWRCB provides community engagement assistance to support effective public participation in SWRCB decisions and actions.

Roles and Responsibilities – San Bernardino County Division of Environmental Health Services

San Bernardino County Division of Environmental Health (DEHS) serves as the Local Primacy Agency (LPA) for the Daggett CSD water system under authority delegated by the SWRCB, DDW. In this role, DEHS provides local regulatory oversight and enforcement of applicable state and federal drinking water regulations, including conducting inspections, reviewing monitoring and reporting requirements, and issuing compliance directives as needed. The limited-scope Administrator coordinates with DEHS to support regulatory compliance and ensure that community notices accurately reflect regulatory requirements and system status. Regulatory authority and enforcement discretion remain with San Bernardino County DEHS and the SWRCB.

1 INTRODUCTION

This Community Accountability and Engagement Plan describes the activities P&P will take to meaningfully engage with the community, how the Administrator will communicate and provide project information to the community, a timeline for public participation activities and public meetings, how the Administrator will incorporate input from the community, and how the Administrator will be held accountable. The Administrator will update the Plan, as necessary, to reflect changes in this process or the surrounding community.

Engagement activities described herein are limited to the authorities granted under the limited-scope Administrator Order and are intended to support, not replace, Daggett Community Services District (CSD) governance or decision-making.

2 DAGGETT COMMUNITY SERVICES DISTRICT

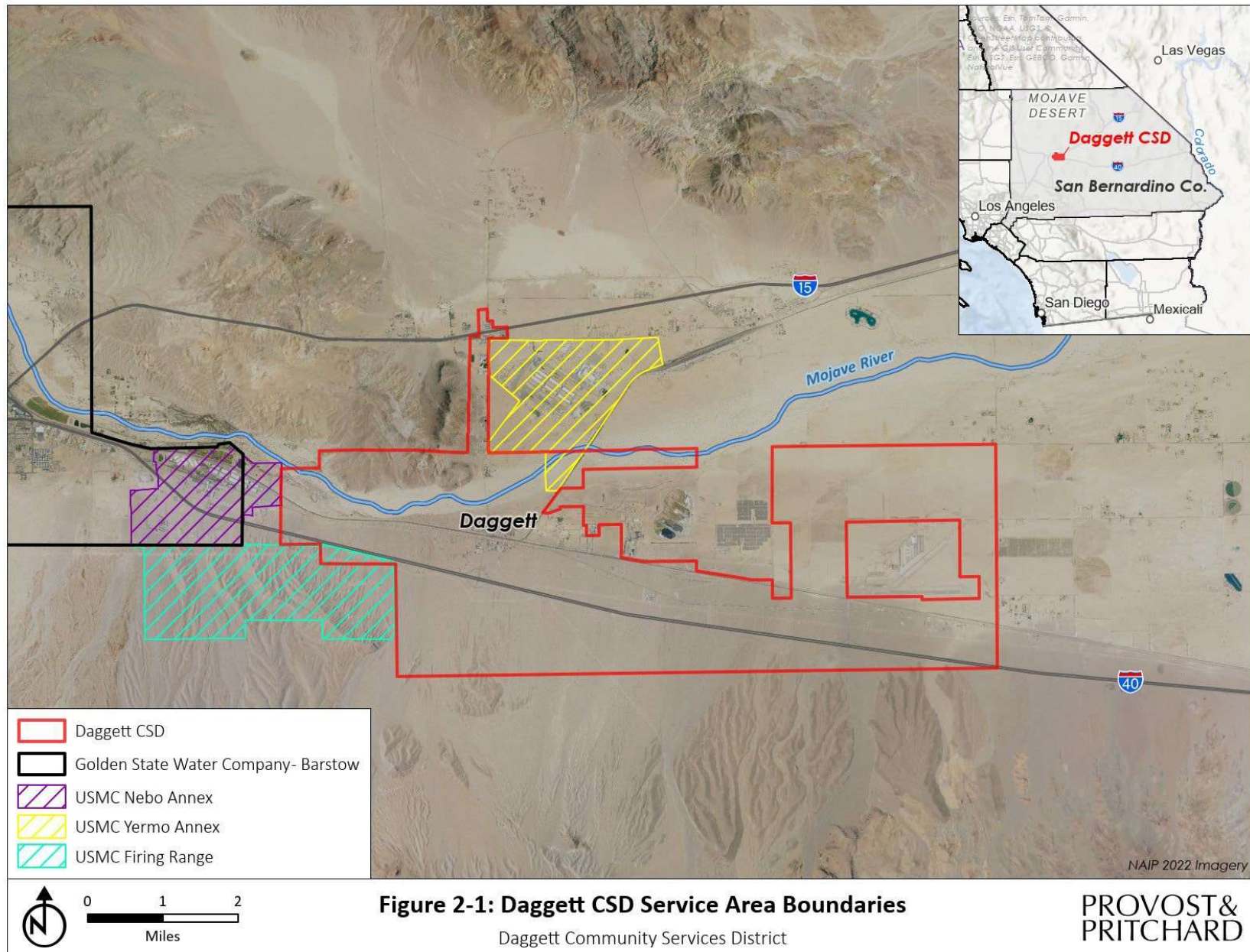
2.1 WATER SYSTEM DEFICIENCIES

Table 2-1 - Water System Deficiencies

<p>Primary MCL Violations</p>	<ul style="list-style-type: none"> • Daggett CSD was issued a compliance order due to uranium levels in Well 07 exceeding the state MCL of 20 pCi/L, with concentrations ranging from 28.7 to 39.8 pCi/L since 2017. • Daggett CSD has exceeded reaction limits for four PFAS constituents: PFBS, PFHxS, PFOS, and PFOA.
<p>Other Compliance Issues</p>	<ul style="list-style-type: none"> • Daggett CSD was issued a Lead & Copper Rule Violation in 2021 for failure to collect the minimum number of lead and copper samples. • Daggett CSD was issued a compliance order for Water Supply Failure due to Well 07 failing in January 2023, prompting bottled water delivery.
<p>Additional deficiencies identified by the San Bernardino County Department of Public Health Division of Drinking Water</p>	<ul style="list-style-type: none"> • No backup source or intertie (no system redundancy). • No standby power at well sites. • Incomplete or outdated emergency response, cross-connection, and operations & maintenance plans. • Inadequate water storage for commercial fire flow. • Inactive or improperly sealed well (Wells 01-05).

Figure 2-1 shows the service area boundaries for Daggett CSD. Daggett CSD is located on Interstate 40, approximately 10 miles east of the City of Barstow, CA, within the community of Daggett, in San Bernardino County, California. The physical address for the Daggett CSD office is 33703 2nd St, Daggett, CA 92327.

Figure 2-1 – Daggett CSD Service Area Boundaries



2.2 COMMUNITY PROFILE

Daggett CSD serves approximately 795 people through 184 residential connections and 12 commercial connections. Information regarding the demographics of the Daggett CSD community was obtained from census tract data obtained from a “mirror” of the EJScreen tool. The EJScreen is an environmental justice mapping and screening tool that provides a nationally consistent dataset and approach for combining environmental and demographic indicators:

Note: This [link](#) is for a “mirror” of the EJScreen tool. The original EJScreen was hosted on the web by the federal government and the Environmental Protection Agency (EPA). In early 2025, the EPA removed public access to EJScreen. The link provided is for a nearly identical copy of the EJScreen tool [reconstructed by a team of environmental researchers and organizations](#).

Table 2-2 includes data from the EJSCREEN data that differs from the population reported by the Safe Drinking Water Information System. See attached PDF in *Appendix E* for the full report.

Table 2-2 - Daggett EJScreen Sample

CATEGORY	COUNT	PERCENTAGE
TOTAL POPULATION	439	100%
Hispanic or Latinx	150	34%
Black or African American	50	11%
Asian	5	1%
American Indian and Alaskan Native	0	0%
Native Hawaiian or Other Pacific Islander	0	0%
Two or More Races	10	2%
White	224	51%
POPULATION BY SEX		
Male	246	56%
Female	193	44%
HOUSEHOLDS BY HOUSEHOLD INCOME		
Number of Households	194	100%
Households Below Poverty Level	122	63%
Per capita income	\$17,081	-
OCCUPIED HOUSING UNITS BY TENURE		
Owner Occupied	103	53%
Renter Occupied	91	47%
OTHER COMMUNITY INFORMATION		

Population Age 25 and up	284	65%
Persons with disabilities	66	15%
LINGUISTICALLY ISOLATED HOUSEHOLDS		
Total Limited English households	62	32% of all households
Speak Spanish	61	31%
Speak Asian-Pacific Island Languages	1	1%

The demographic information indicates that within the sample population of the Daggett CSD community, 34% identify as Hispanic, 51% as White, and 11% as Black. There are 194 households, of which 61 are Spanish linguistically isolated households. In addition, 63% of households are low-income, with a per capita income of \$17,081.

3 COMMUNITY ENGAGEMENT AND COMMUNICATIONS

3.1 PUBLIC MEETINGS

It is anticipated that the community will be interested in the actions and activities of the designated Administrator, as the work directly impacts residents and customers within this water system. The activities described below will be conducted to provide accurate, timely information and opportunity for community input consistent with the Administrator’s authorized scope.

3.1.1 REGULAR PUBLIC MEETINGS

P&P will attend the Daggett CSD Board meeting on a quarterly basis to provide updates on system operations and maintenance, answer questions, and hear feedback. P&P will have its own agenda item to serve as the public meeting. The public meetings will provide the community with updates on the following items:

- *The performance of the water system;*
- *The water system’s financial health;*
- *Major projects or plans, including consolidation project updates;*
- *Changes to water rates; and*
- *Other significant matters related to the designated water system.*

3.1.2 ADDITIONAL PUBLIC MEETINGS

If necessary, P&P may discuss significant actions during a regularly scheduled public meeting or convene an additional meeting as appropriate and as approved by the Daggett CSD Board. Such actions may include:

- *Development of Community Accountability and Engagement Plan;*
- *Development of Post-Administrator Drinking Water Service Plan;*
- *Establishing a final operating budget;*
- *Review contracts for significant planning projects or infrastructure improvements;*
- *Entering significant financing commitments, including any financing contracts with the SWRCB;*
- *Adoption of final system policies; and*
- *Altering water rates.*

3.2 PUBLIC MEETING LOGISTICS

- *Location – Meetings will be held at the DCSD office.*
- *Meeting Notice – The Administrator will provide a public notice to all affected ratepayers, renters, and property owners a minimum of ten days prior to the public meeting. (See Appendix A).*
- *Meeting summaries – The Administrator will provide a public meeting summary to the State Water Board within two weeks after the meeting.*
- *Public comments – The Administrator will provide the public with an opportunity to provide public comments at every public meeting.*

Meeting logistics: As of January 2026, public meetings will be held:

- In-person at Daggett CSD office at 33703 2nd St., Daggett, CA 92327
- Virtually via
- Hybrid – virtual and in-person
- Unsure: _____

Public meeting notice: The Administrator will make reasonable effort to provide a meeting notice at least 10 days before the meeting, in the language spoken in the community and will include details that include date, time, and location, and point-of-contact information (*See Appendix D*).

Meeting summary:

The Administrator will provide a meeting summary to the State Water Board within two weeks after a public meeting has taken place.

Language access:

Based on the census tract data for the Daggett CSD community demographics, materials will be provided in the following languages:

- English
- Spanish (upon request)
- Other: (N/A)

3.3 RECOMMENDATIONS

3.3.1 PRE-MEETING RECOMMENDATIONS

While not required, the Administrator can use the sample community survey template to assess the level of community interest in the project, preferred ways to communicate, language(s) spoken, and most suitable dates and times to host public meetings.

Prepare public meeting notice, meeting agendas, and water bill inserts and/or other meeting-appropriate materials (*see Appendices A, B, and C*).

3.3.2 POST-MEETING RECOMMENDATIONS

P&P will take the following pre- and post-meeting actions:

- Conduct a community survey
- Use public meeting notices
- Use meeting agendas
- Use bill inserts
- Send e-mail reminders and updates
- Regularly update website
- Develop meeting summaries
- Upload meeting recording to website
- Other:

3.4 COMMUNICATION STRATEGIES

It is expected that the limited-scope Administrator will implement each of the following communication strategies to provide timely and accessible information to the community consistent with the authorization granted under the Administrator Order.

Means of communication: The Administrator will provide regular updates to the community served by the best means identified or recommended by the community, which may include public meeting notices,

newsletters, emails, the water system’s website, billing flyers, posting of flyers at central locations within the community, community repository, and other similar means of communication.

Language services: The Administrator will provide written materials in a language other than English if it is known that at least 5% of the community speaks that language or another language if requested by the public. If a need for another language is identified, a member of the public can request these services by contacting the office by mail: Provost & Pritchard Consulting Group, c/o Hamish Kellam, 455 W. Fir Ave., Clovis, CA 93611; by phone: (559) 449-2700; or by email: daggettwater@ppeng.com at least two weeks in advance of the meeting.

Resources and Updates: The Administrator will provide resources and updates in clear, non-technical language suitable for a general audience and should contain graphics and visuals to facilitate understanding. P&P will provide translation for updates upon request from the community.

Point-of-contact: A designated point-of-contact will be listed on all communications materials for the public to contact for more information regarding actions and activities.

Mailing and key stakeholder e-mail lists: P&P will request electronic copies of the mailing list and key stakeholder list from the State Water Board. If the State does not have a mailing list and key stakeholder list, P&P will work on developing its own using the customer list provided by DCSD. P&P will use the water system mailing list and key stakeholder email distribution list to mail and/or email informational materials and public meeting notices. The key stakeholder list consists of representatives from community organizations and local and state agency representatives. These lists will be updated regularly by P&P to ensure accuracy and to add the addresses of individuals who request to be on the list. Copies of the mailing list and key stakeholder list will be provided to the Administrator electronically by the SWRCB.

P&P has identified the following methods as the most appropriate means of communicating with this community:

- Mail
- Email: daggettwater@ppeng.com
- Text messages
- Handouts
- Newsletter
- Water system website: <https://www.daggettcsd.org/administrator-program-community-meetings>
- Post flyers at identified centers of community (i.e., post office, markets)
- Water bill inserts
- Community partners

Point-of-contact name and contact information:

Name: Hamish Kellam

Organization: Provost & Pritchard Consulting Group

Address: 455 W. Fir Ave., Clovis, CA 93611

Phone: (559) 449-2700

Email: hkellam@ppeng.com

Table 3-1 - Community Accountability and Engagement Plan Timeline

ACTION OR ACTIVITY	DESCRIPTION OR PURPOSE	TIMEFRAME
Hold initial Community Engagement Meeting in January 2026, followed by quarterly meetings (April, July, and October)	The meeting will be offered as an in-person meeting at Daggett CSD office, 33703 2 nd St, Daggett, CA 92327, or other locally accessible location	Quarterly
Questions and comments can be submitted at any time via multiple communications channels, including phone, email, mail, and in person at Community Engagement Meetings	Provide clear pathways for community members to ask questions about the program and project, and submit their comments and feedback	January 2026 – Ongoing
Develop email distribution list for email updates and meeting notices	Create a digital location as another form of communication and to house background information, outreach materials, upcoming event information, and past event resources	January 2026
Create a dedicated webpage for Daggett CSD Administrator items on the Daggett CSD website to include meeting agendas, meeting notices, and resources	Provide clear and transparent information to the community	January 2026
Develop project handouts	Provide clear and transparent information to the community	January 2026 – Ongoing
Notify community members of upcoming Community Engagement Meetings	Provide timely and transparent communications to community members	January 2026 – Ongoing

3.5 ACCOUNTABILITY

The SWRCB emphasizes the importance of transparency, accountability, and community engagement in actions affecting their water systems. P&P is committed to its Administrator responsibilities and ensuring the project consistently aligns with the best interests of the Daggett community.

3.5.1 RESPOND TO AND INCORPORATE COMMUNITY INPUT

A question and comment tracking matrix will be developed to record all questions and comments received from community members. Community input will be reviewed and evaluated by P&P, who will summarize, record responses, follow-ups, and action items taken as necessary. An external matrix will consist of summarized comments and responses to be posted on <https://www.daggettcsd.org/administrator-program>. Key matrix information will be reported to community members at the quarterly Community Engagement Meetings and summarized and posted to the external matrix.

3.5.2 PUBLIC ACCESS TO RECORDS

Consistent with applicable requirements and within the limited scope Administrator's authority, P&P shall make available the following documents to the public during business hours Monday – Friday, 8:00 AM – 5:00 PM:

- *The organization chart of the P&P DCSD Administrator team;*
- *Current contracts for professional services within the Administrator program;*
- *All complaints given to P&P regarding water system services to customers; and*
- *Any approved Post Administrator Drinking Water Plan.*

Optionally, such services can be offered through the establishment of an information repository at the Daggett CSD Office or the Daggett CSD website.

3.5.3 SWRCB PROCESS TO SUBMIT COMPLAINTS AND PETITIONS

Any ratepayer, renter, or property owner who receives water from a designated water system that receives services from the Administrator is entitled to submit a complaint or file a petition to the SWRCB for the reversal or modification of a decision of an Administrator or substitution of the Administrator.

To submit a complaint, contact:

Bryan Potter, PE, Senior Water Resources Control Engineer
Division of Drinking Water, State Water Resources Control Board
Phone: (559) 280-6363
Email: DDW-Administrator@waterboards.ca.gov
Mail: 265 W. Bullard Avenue, Suite 101, Fresno, CA 93704

To submit a petition, use one of the following methods:

In person:

State Water Resources Control Board, Office of Chief Counsel
1001 "I" Street, 22nd Floor, Sacramento, CA 95814
Attn: Pamela Downing, Legal Secretary

By mail:

State Water Resources Control Board, Office of Chief Counsel
P.O. Box 100, Sacramento, CA 95812-0100
Attn: Pamela Downing, Legal Secretary

By email: DrinkingWaterPetitions@waterboards.ca.gov

By fax: (916) 341-5199

APPENDICES

Appendix A – Sample Meeting Notification

JOIN US!
DAGGETT COMMUNITY SERVICES DISTRICT
COMMUNITY MEETING

Provost & Pritchard technical consultants have been appointed and funded by the California State Water Resources Control Board to provide safe and affordable drinking water for Daggett CSD.

You are invited to learn more about your drinking water, water rates, and upcoming plans to improve your drinking water system.

We will cover:

- *[SPECIFIC TOPICS FOR THIS PUBLIC MEETING]*
 - *[Example – Updates on water system performance]*
 - *[Example – Overview of water system financial health]*

Date/Time:

[DATE AND TIME]

In-person location:

[LINK TO JOIN]

Join online via Zoom:

[ADDRESS]

Join by phone:

[PHONE & MEETING ID]

For more information, contact:

Provost & Pritchard Consulting Group

Hamish Kellam

(559) 449-2700, hkellam@ppeng.com

455 W. Fir Ave., Clovis, CA 93611

Appendix B – Sample Meeting Agenda

ADMINISTRATOR PROGRAM COMMUNITY ENGAGEMENT MEETING # 1

Provost & Pritchard

Daggett Community Services District

DAY OF THE WEEK, MONTH, DAY, YEAR from 00:00 PM – 00:00PM

AGENDA

- I. Introductions & Administrator Program Overview
- II. Water System Performance
- III. Work underway:
 - a. Community Accountability and Engagement Plan
 - b. Performance of the Water System
 - c. Emergency Response
 - d. Overview of the Water System's finances
 - e. Update on major projects or plans
 - f. Update on any changes to water rates
 - g. Update on significant matters related to the Water System
- IV. Public comments, questions, and answers
 - a. Public comments will be recorded and considered by the Administrator
- V. Next projected meeting date is [insert next meeting date]
 - a. Look for email, website, and mail communications
- VI. Adjourn

Appendix C – Sample Water Bill Insert

Dear Resident:

Provost & Pritchard Consulting Group (Provost & Pritchard) has been assigned by the State Water Resources Control Board to serve as a limited scope Administrator.

A water system Administrator is an entity or person appointed and funded by the State Water Board that helps failing water systems address their drinking water needs and find long-term solutions to water quality and system management.

To keep you up to date on the activities taking place to improve Daggett Community Services District (CSD) Water System, Provost & Pritchard will be hosting a public meeting at a minimum of every 3 months.

The first meeting will be held in January 2026 at the Daggett CSD office. For more information, call (559) 449-2700 or email: daggettwater@ppeng.com

Sincerely,
Hamish Kellam, Provost & Pritchard Consulting Group

Appendix D – Sample Meeting Notice Mailer

PROVOST&PRITCHARD
CONSULTING GROUP

[INSERT COMMUNITY NAME]

COMMUNITY MEETING

**YOU HAVE A RIGHT TO CLEAN DRINKING WATER.
WE ARE HERE TO PROVIDE SOLUTIONS.**

The public will be informed about the administrator's role in implementing a long-term plan for ensuring safe and affordable drinking water.

You are invited to hear from Provost & Pritchard technical experts about the plans toward a safe and affordable drinking water system for **[insert community name]**. This is an opportunity to talk with Provost & Pritchard and have your questions answered. Provost & Pritchard aims to provide transparent, accurate, and timely information for **[insert community name]** residents as it transitions to the role of administrator over your drinking water system.

Visit www.admin.provostandpritchard.com for more information.

COMMUNITY MEETING

[DATE) AT (TIME)

IN PERSON
[LOCATION)

ONLINE
TO JOIN VIA ZOOM, VISIT:
www.daggettcsd.org/administrator-program
OR DIAL IN BY PHONE:
[ONLINE MEETING INFO)

*Under the State Water Resources Control Board's Administrator Program, Provost & Pritchard is the acting administrator, or manager, of the public water system for **[insert community name]**. Visit www.daggettcsd.org/administrator-program for more information.*

Appendix E – EJSCREEN Community Report

EJSCREEN Community Report

This report summarizes environmental and residential population information for user-defined areas, and combines that data into indexes.



Summary of Analysis

Residents within this specified polygon (ejam_uniq_id 1)
 Area in Square Miles: 22.53
 Population: 439

Environmental and Residential Population Indicators

	VALUE	STATE AVERAGE	PERCENTILE IN STATE	USA AVERAGE	PERCENTILE IN USA	RATIO TO US AVG	RATIO TO STATE AVG
POLLUTION AND SOURCES							
Particulate Matter (PM 2.5 in ug/m3)	8.07	12.30	2	8.45	46	1.0	0.7
Ozone (ppb)	81.8	74.2	68	61.8	96	1.3	1.1
Nitrogen Dioxide (NO2)	3.7	9.1	3	7.8	12	0.5	0.4
Diesel Particulate Matter (ug/m3)	0.078	0.286	7	0.191	19	0.4	0.3
Toxic Releases to Air	39	780	28	4,600	16	0.0	0.1
Traffic Proximity and Volume (daily traffic count/distance to road)	160,000	4,000,000	4	1,700,000	22	0.1	0.0
Lead Paint Indicator (% pre-1960s housing)	33.29%	0.31	59	0.3	61	1.1	1.1
Superfund Proximity (site count/km distance)	4.56	0.68	96	0.39	98	12.0	6.7
RMP Proximity (facility count/km distance)	0.00	0.83	0	0.57	0	0.0	0.0
Hazardous Waste Proximity (facility count/km distance)	0.6	10.9	6	3.5	37	0.2	0.1
Underground Storage Tanks (UST) indicator	0.0	0.0	0	3.6	0	0.0	0.0
Wastewater Discharge Indicator (toxicity-weighted concentration/distance)	1,300	11,000	56	700,000	75	0.0	0.1
Drinking Water Non-Compliance	80.0	0.50	99	2.2	99	38.0	170.0
RESIDENTIAL POPULATION INDICATORS							
Demographic Index USA	2.45	1.83	82	1.34	87	1.8	1.5
Supplemental Demographic Index USA	2.38	1.49	88	1.64	86	1.5	1.6
% Low Income	72%	28%	96	30%	94	2.4	2.6
% in limited English-speaking Households	0%	8%	28	5%	56	0.0	0.0
% Unemployed	31%	6%	99	6%	98	5.4	4.7
% with Less Than High School Education	26%	16%	78	11%	89	2.3	1.7
% under Age 5	2%	5%	19	5%	21	0.3	0.3
% over Age 64	19%	16%	67	18%	60	1.0	1.1
% People of Color	49%	62%	34	40%	65	1.2	0.8

EJ Indexes

The summary and supplemental EJ indexes are a combination of environmental and residential population information.

For each of the environmental indicators, there is an EJ Index and a Supplemental EJ Index.

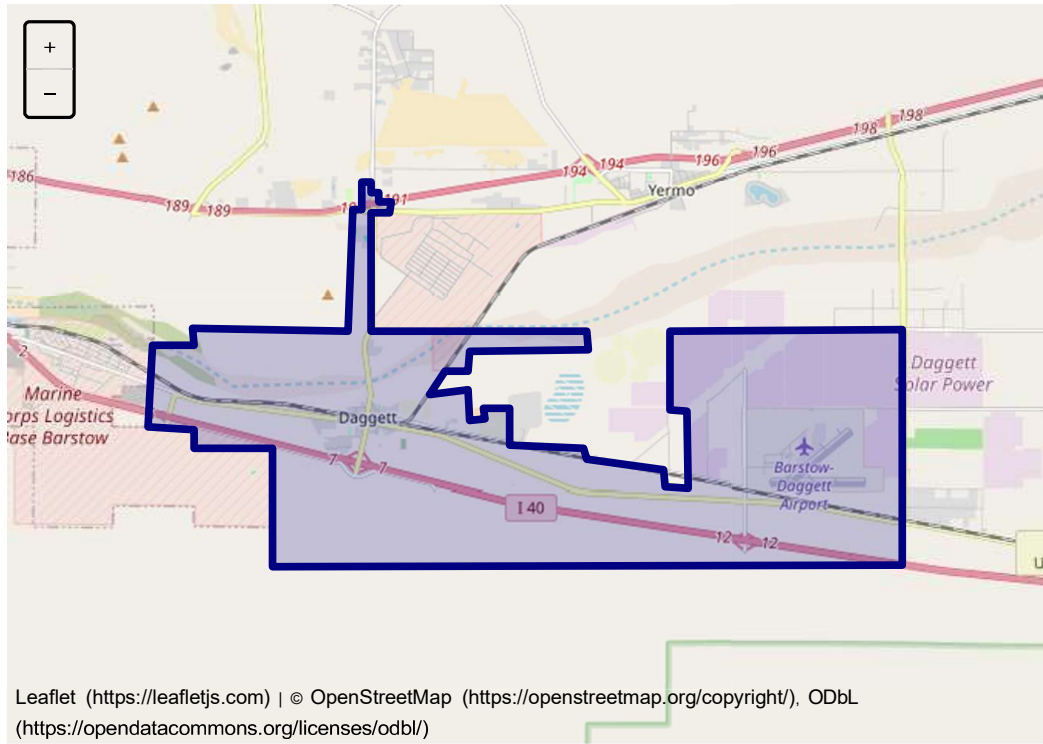
The indexes for a selected area are compared to those for all other locations in the state or nation.

	PERCENTILE IN STATE	PERCENTILE IN USA
EJ INDEXES		
Particulate Matter Summary Index	9	80
Ozone Summary Index	84	96
Nitrogen Dioxide (NO2) Summary Index	10	36
Diesel Particulate Matter Summary Index	16	49
Toxic Releases to Air Summary Index	48	41
Traffic Proximity and Volume Summary Index	9	52
Lead Paint Summary Index	79	87
Superfund Proximity Summary Index	95	96
RMP Proximity Summary Index	0	0
Hazardous Waste Proximity Summary Index	13	70
Underground Storage Tanks Summary Index	0	0
Wastewater Discharge Summary Index	77	91
Drinking Water Non-Compliance Summary Index	99	97
SUPPLEMENTAL EJ INDEXES		
Particulate Matter Supplemental Summary Index	7	76
Ozone Supplemental Summary Index	88	97
Nitrogen Dioxide (NO2) Supplemental Summary Index	10	22
Diesel Particulate Matter Supplemental Summary Index	16	34
Toxic Releases to Air Supplemental Summary Index	50	25
Traffic Proximity and Volume Supplemental Summary Index	8	39
Lead Paint Supplemental Summary Index	83	82
Superfund Proximity Supplemental Summary Index	97	96
RMP Proximity Supplemental Summary Index	0	0
Hazardous Waste Proximity Supplemental Summary Index	11	63
Underground Storage Tanks Supplemental Summary Index	0	0
Wastewater Discharge Supplemental Summary Index	83	91
Drinking Water Non-Compliance Supplemental Summary Index	99	97

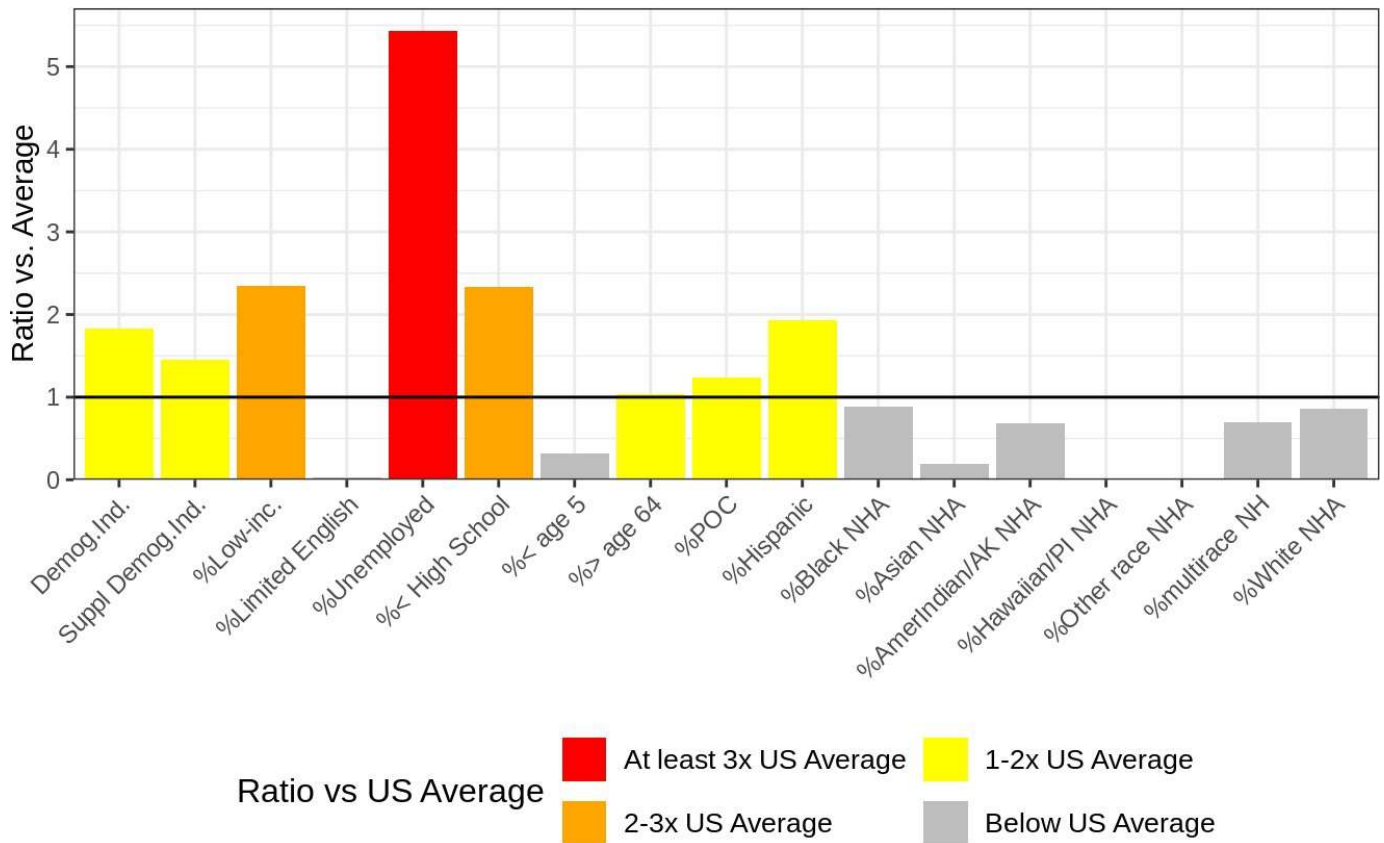
ADDITIONAL INFORMATION	VALUE	RATIO TO US AVG	RATIO TO STATE AVG
BREAKDOWN BY POPULATION GROUP			
% Hispanic or Latino	34%	1.9	0.9
% Black or African American (non-Hispanic, single race)	11%	0.9	2.1
% Asian (non-Hispanic, single race)	1%	0.2	0.1
% American Indian and Alaska Native (non-Hispanic, single race)	0%	0.7	1.2
% Native Hawaiian and Other Pacific Islander (non-Hispanic, single race)	0%	0	0
% Other race (non-Hispanic, single race)	0%	0	0
% Two or more races (non-Hispanic)	2%	0.7	0.6
% White (non-Hispanic, single race)	51%	0.9	1.3
LANGUAGE SPOKEN AT HOME			
% speaking Non English languages at home	32%	NA	NA
% speaking Other Indo-European at home	0%	NA	NA
% speaking Asian and Pacific Island languages at home	1%	NA	NA
% speaking Other and Unspecified languages at home	0%	NA	NA
% speaking English at home	1	NA	NA
% speaking Spanish at home	31%	NA	NA
% speaking French at home	0	NA	NA
% speaking Russian, Polish or Other Slavic at home	0	NA	NA
% speaking Indo-European at home	0	NA	NA
% speaking Vietnamese at home	0	NA	NA
% speaking Other Asian and Pacific Island languages at home	0	NA	NA
% speaking Arabic at home	0	NA	NA
LANGUAGE IN LIMITED ENGLISH SPEAKING HOUSEHOLDS			

ADDITIONAL INFORMATION	VALUE	RATIO TO US AVG	RATIO TO STATE AVG
% speaking Other Indo-European languages (as % of limited English households)	0%	NA	NA
% speaking Asian-Pacific Island languages (as % of limited English households)	100%	NA	NA
% speaking Other languages (as % of limited English households)	0%	NA	NA
BREAKDOWN BY SEX			
% Males	56%	NA	NA
% Females	44%	NA	NA
HEALTH			
% with Disabilities	15%	1.1	1.3
% with Low Life Expectancy	23%	1.2	1.3
% with Heart Diseases	7	NA	NA
% of Adults with Asthma	11.00	NA	NA
% of Adults with Cancer (excluding skin cancer)	7.09	NA	NA
AGE			
% under Age 5	2%	0.3	0.3
% under age 18	19%	NA	NA
% over Age 64	19%	1	1.1
COMMUNITY			
Occupied Housing Units	194	NA	NA
Life Expectancy in Years	75	NA	NA
Per Capita Income	17,081	NA	NA
% Owner Occupied households	53%	NA	NA
POVERTY			
% of Households below Poverty Level	63%	NA	NA
FEATURES AND LOCATION INFORMATION			
Number of Sites Nearby (total unique)	1	NA	NA
Distance to Closest Site for Avg Person	0.0	NA	NA
Number of Sites Nearby (avg)	1.0	NA	NA
Number of Sites Nearby (max)	1	NA	NA
Distance to Closest Site	0.0	NA	NA
Count of National Priority List Superfund sites	1	NA	NA
Count of Treatment Storage Disposal Facilities (TSDF)	0	NA	NA
Number of Air Pollution Facilities	1	NA	NA
Number of Toxic Release Facilities	0	NA	NA
Number of Water Discharge Facilities	1	NA	NA
Number of Brownfields	0	NA	NA
Number of Schools	2	NA	NA
Number of Worship Places	0	NA	NA
Number of Hospitals	0	NA	NA
Flag for Overlapping with Tribes	0	NA	NA
Flag for Overlapping with Impaired Waters	1	NA	NA
Flag for Overlapping with Non-Attainment Areas	1	NA	NA
Flag for Overlapping with CEJST Disadvantaged Communities	1	NA	NA
Flag for Overlapping with EPA IRA Disadvantaged Communities	1	NA	NA
CLIMATE			
Estimated Fire Risk in 30 Years	82%	NA	NA
Estimated Flood Risk in 30 Years	4%	NA	NA
CRITICAL SERVICES			
Flag for Overlapping with Housing Burden Communities	0	NA	NA
Flag for Overlapping with Food Desert Areas	1	NA	NA
% Households without Broadband Internet	33%	NA	NA
% Households without Health Insurance	5%	NA	NA
Flag for Overlapping with Transportation Disadvantaged Communities	1	NA	NA
OTHER			
Total Population	439	NA	NA
Count of Population Age 25 up	284	NA	NA
Count of Households	194	NA	NA
Universe for % unemployed (denominator, count)	381	NA	NA
Count of Housing Units Built Pre 1960	85	NA	NA
Built housing units count (denominator for % pre 1960)	254	NA	NA
Count of Population for whom Poverty Status is Determined	437	NA	NA

Note: Diesel particulate matter index is from the EPA's Air Toxics Data Update, which is the Agency's ongoing, comprehensive evaluation of air toxics in the United States. This effort aims to prioritize air toxics, emission sources, and locations of interest for further study. It is important to remember that the air toxics data presented here provide broad estimates of health risks over geographic areas of the country, not definitive risks to specific individuals or locations. More information on the Air Toxics Data Update can be found at: <https://www.epa.gov/haps/air-toxics-data-update> (<https://www.epa.gov/haps/air-toxics-data-update>)



Residential Populations at the Analyzed Locations Compared to US Overall



NH = "non-Hispanic"
 NHA = "non-Hispanic alone, aka single race"